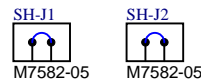
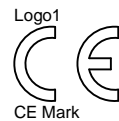
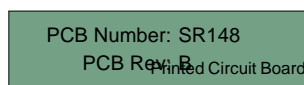
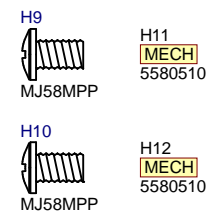
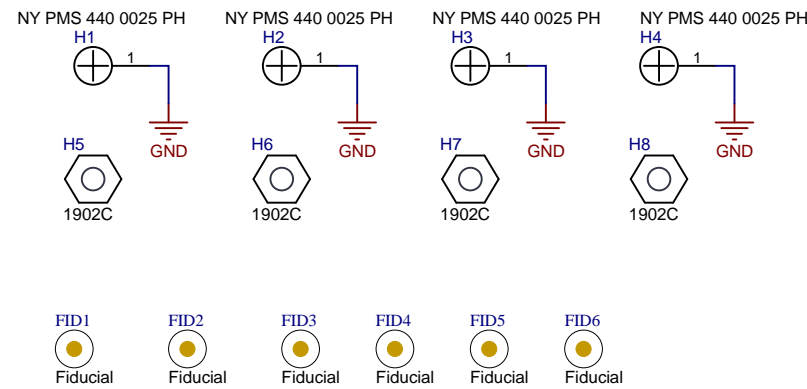


Texas Instruments and/or its licensors do not warrant the accuracy or completeness of this specification or any information contained therein. Texas Instruments and/or its licensors do not warrant that this design will meet the specifications, will be suitable for your application or fit for any particular purpose, or will operate in an implementation. Texas Instruments and/or its licensors do not warrant that the design is production worthy. You should completely validate and test your design implementation to confirm the system functionality for your application.

Orderable: ChangeMe in variant	Designed for: Public Release	Mod. Date: 10/9/2025
TID #: N/A	Project Title: LMG708B0-EVM12V	
Number: SR148	Rev: B	Sheet Title:
SVN Rev: Not in version control	Assembly Variant: 001	Sheet: 1 of 2
Drawn By:	File: SR148B.SchDoc	Size: B
Engineer: T Hegarty	Contact: http://www.ti.com/support	



ZZ1
Label Assembly Note
This Assembly Note is for PCB labels only

ZZ2

Assembly Note

These assemblies are ESD sensitive, ESD precautions shall be observed.

ZZ3

Assembly Note

These assemblies must be clean and free from flux and all contaminants. Use of no clean flux is not acceptable.

ZZ4

Assembly Note


These assemblies must comply with workmanship standards IPC-A-610 Class 2, unless otherwise specified.

ZZ5

Assembly Note

Install Shunt Jumper SH-J1 onto J4 Pins 5-6

ZZ6
Assembly Note
Install Shunt Jumper SH-J2 onto J4 Pins 11-12

Orderable: ChangeMe in variant		Designed for: Public Release	Mod. Date: 10/8/2025	 TEXAS INSTRUMENTS http://www.ti.com © Texas Instruments 2018
TID #: N/A		Project Title: LMG708B0-EVM12V		
Number: SR148	Rev: B	Sheet Title:		
SVN Rev: Not in version control		Assembly Variant: 001	Sheet: 2 of 2	
Drawn By:		File: SR148B_Hardware.SchDoc	Size: B	
Engineer: T Hegarty		Contact: http://www.ti.com/support		

Texas Instruments and/or its licensors do not warrant the accuracy or completeness of this specification or any information contained therein. Texas Instruments and/or its licensors do not warrant that this design will meet the specifications, will be suitable for your application or fit for any particular purpose, or will operate in an implementation. Texas Instruments and/or its licensors do not warrant that the design is production worthy. You should completely validate and test your design implementation to confirm the system functionality for your application.